CUI Devices is now Same Sky! Learn More



# SERIES: TB0014-508 | DESCRIPTION: TERMINAL BLOCK

## FEATURES

- 5.08 mm pitch
- UL and CE safety approvals
- 2~12 poles
- wire entry, horizontal with board



## SPECIFICATIONS

| parameter | conditions/description | min | typ | max | units |
|---|---|---|---|---|---|
| rated voltage (UL) | Use Group: B | | | 300 | V |
| rated current (UL) | Use Group: B | | | 12 | A |
| rated voltage (IEC) | Overvoltage Category/Pollution Degree: III/2 | | | 250 | V |
| rated current (IEC) | Overvoltage Category/Pollution Degree: III/2 | | | 15 | A |
| withstanding voltage | for 1 minute | | 2,000 | | Vac |
| contact resistance | | | | 20 | mΩ |
| insulation resistance | at 500 Vdc | 500 | | | MΩ |
| operating temperature | | -40 | | 105 | °C |
| safety approvals | UL 1059 certified, EN 60998-1:2004 & EN 60998-2-1:2004 compliant | | | | |
| flammability rating | UL94V-0 | | | | |
| RoHS | yes | | | | |

## SOLDERABILITY

| parameter | conditions/description | min | typ | max | units |
|---|---|---|---|---|---|
| wave soldering | for maximum 5 seconds | 245 | 250 | 255 | °C |

## PART NUMBER KEY

TB0014 - 508 - XX XX

- TB0014: Base Number
- 508 - XX: No. of Poles: 02 03 04 05 06 07 08 09 10 11 12
- XX: Body Color: BE = blue, GR = green

## MECHANICAL DRAWING

units: mm
tolerance:
X≤30.00: ±0.30 mm
30.00<X≤60.00: ±0.50 mm
60.00<X≤100.00: ±0.70 mm
100.00<X≤150.00: ±1.00 mm
X>150.00: ±1.30 mm
unless otherwise noted

| DESCRIPTION | MATERIAL | PLATING/COLOR |
|---|---|---|
| housing | PA66 (UL94V-0) | see part number key |
| contacts | copper alloy | tin |
| screw | steel | zinc |
| clamp | copper alloy | nickel |

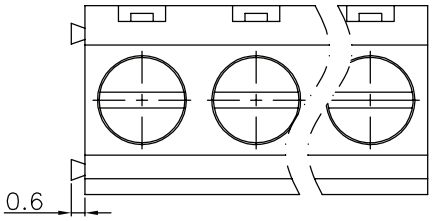


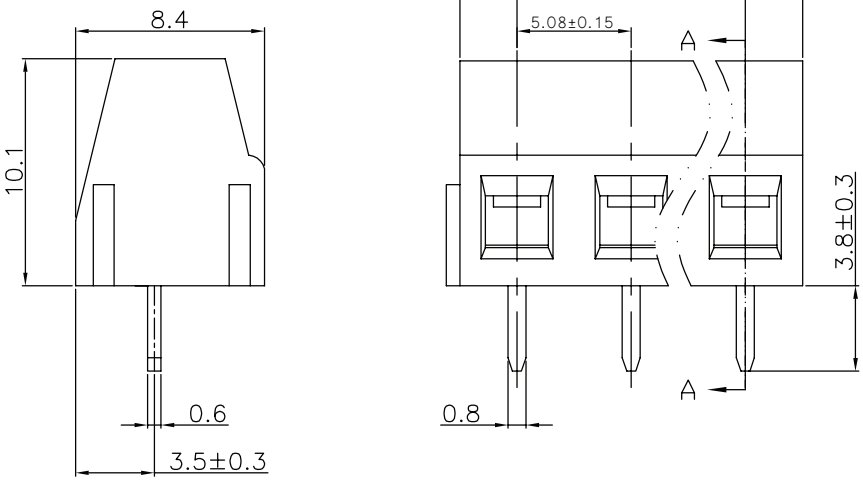


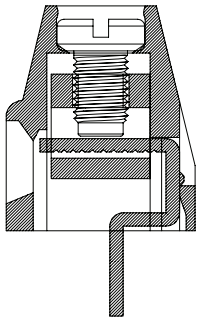


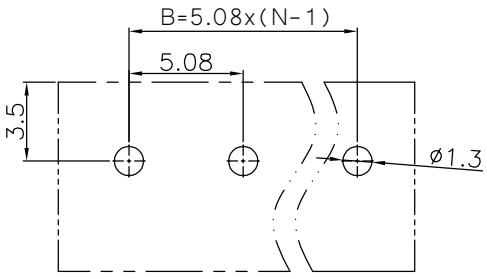


Recommended PCB Layout
Top View

| WIRE ASSEMBLY | | |
|---|---|---|
| | UL | IEC |
| Wire Range | 26~14 AWG | 0.2-2.5 mm² |
| Strip Length | 5~6 mm | |
| Screw Size | M3 | |
| Screw Torque | 0.5 N-m | |

| This series can be constructed of 2 and 3 pole modules where L is the total length and N is the number of poles. | | | | | | | | | | | |
|---|---|---|---|---|---|---|---|---|---|---|---|
| N | 02 | 03 | 04 | 05 | 06 | 07 | 08 | 09 | 10 | 11 | 12 |
| L | 10.16 | 15.24 | 20.32 | 25.40 | 30.48 | 35.56 | 40.64 | 45.72 | 50.80 | 55.88 | 60.96 |
| B | 5.08 | 10.16 | 15.24 | 20.32 | 25.40 | 30.48 | 35.56 | 40.64 | 45.72 | 50.80 | 55.88 |

## REVISION HISTORY

| rev. | description | date |
|---|---|---|
| 1.0 | initial release | 12/03/2025 |

The revision history provided is for informational purposes only and is believed to be accurate.

same sky

Same Sky offers a one (1) year limited warranty. Complete warranty information is listed on our website.

Same Sky reserves the right to make changes to the product at any time without notice. Information provided by Same Sky is believed to be accurate and reliable. However, no responsibility is assumed by Same Sky for its use, nor for any infringements of patents or other rights of third parties which may result from its use.

Same Sky products are not authorized or warranted for use as critical components in equipment that requires an extremely high level of reliability. A critical component is any component of a life support device or system whose failure to perform can be reasonably expected to cause the failure of the life support device or system, or to affect its safety or effectiveness.

**sameskydevices.com**