CUI Devices is now Same Sky! Learn More

same sky

Additional Resources: Product Page | PCB Footprint

SERIES: SSK02-FPH-254 | DESCRIPTION: RECTANGULAR CONNECTOR

FEATURES

- female pin header
- 2.54 mm pitch
- straight pins
- single row
- gold flash



RoHS

SPECIFICATIONS

parameter	conditions/description	min	typ	max	units
rated voltage				250	V
rated current				3	A
dielectric withstanding voltage	at 2 mA cut-off current for 1 minute		500		Vac
contact resistance	measured at 1 kHz AC, 100 mA			20	mΩ
insulation resistance	at 1,000 Vdc for 1 minute	1,000			MΩ
retention force	per pin	0.7			kgf
insertion force	per pin			0.3	kgf
withdrawal force	per pin	0.05			kgf
life			100		cycles
operating temperature		-40		105	°C
flammability rating	UL94V-0				
RoHS	yes				

SOLDERABILITY

parameter	conditions/description	min	typ	max	units
wave soldering	for 3±0.5 seconds	240	245	250	°C

PART NUMBER KEY

SSK02 - FPH - 254 - A **XX**

Base Number

No. of Poles:

2	12	22	32
3	13	23	33
4	14	24	34
5	15	25	35
6	16	26	36
7	17	27	37
8	18	28	38
9	19	29	39
10	20	30	40
11	21	31	

MECHANICAL DRAWING

units: mm
tolerance:
X.X ±0.30 mm
X.XX ±0.20 mm
X.XXX ±0.15 mm
unless otherwise noted

DESCRIPTION	MATERIAL	PLATING/COLOR
housing	PA6T (UL94V-0)	black
contacts	brass	0.2 µ" min gold flash over nickel

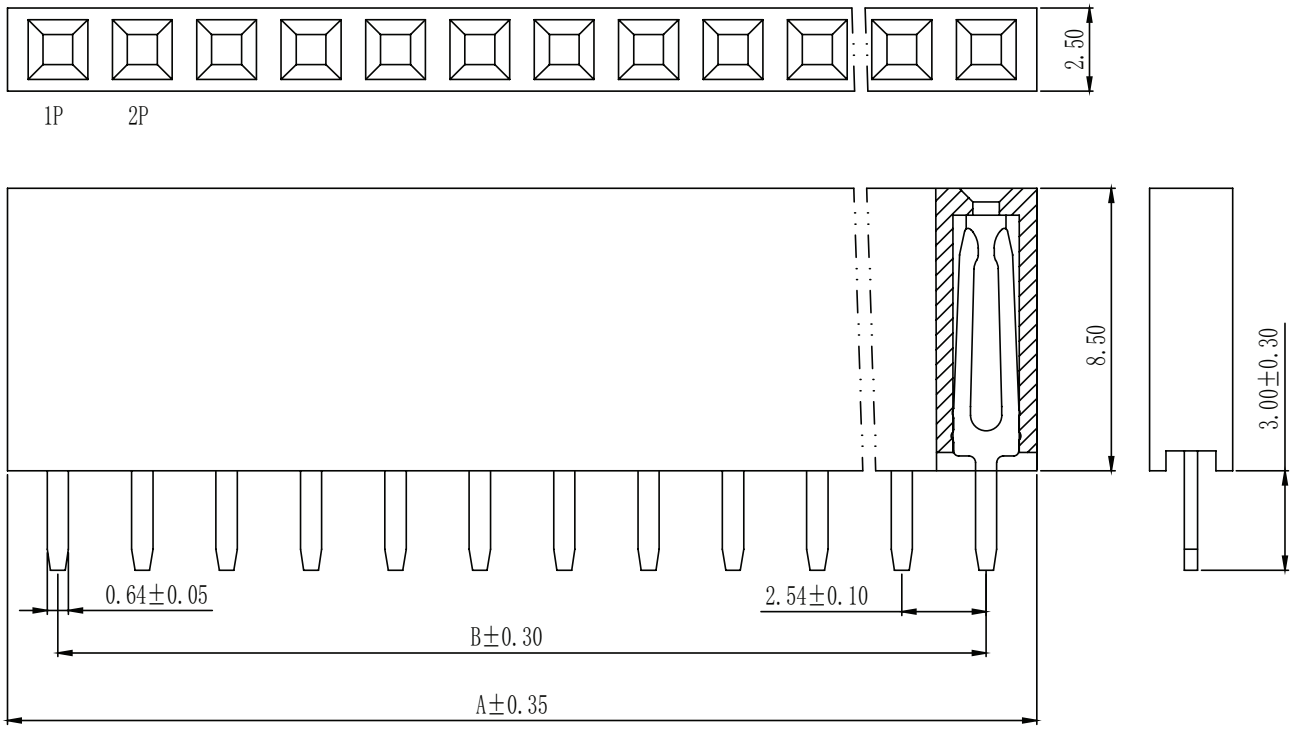

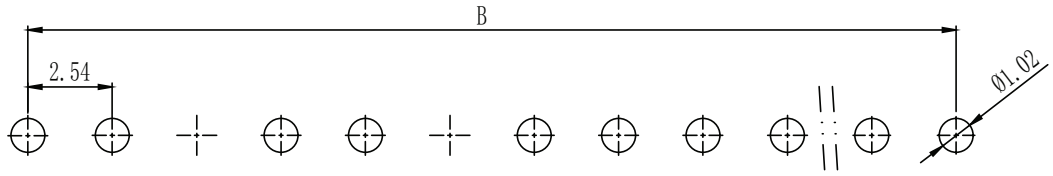

Recommended PCB Layout
Top View

This series is constructed of single piece modules where A & B are length dimensions and N is the number of poles.												
N	02	03	04	05	06	07	08	09	10	11	12	13
A	5.58	8.12	10.66	13.20	15.74	18.28	20.82	23.36	25.90	28.44	30.98	33.52
B	2.54	5.08	7.62	10.16	12.70	15.24	17.78	20.32	22.86	25.40	27.94	30.48
N	14	15	16	17	18	19	20	21	22	23	24	25
A	36.06	38.60	41.14	43.68	46.22	48.76	51.30	53.84	56.38	58.92	61.46	64.00
B	33.02	35.56	38.10	40.64	43.18	45.72	48.26	50.80	53.34	55.88	58.42	60.96
N	26	27	28	29	30	31	32	33	34	35	36	37
A	66.54	69.08	71.62	74.16	76.70	79.24	81.78	84.32	86.86	89.40	91.94	94.48
B	63.50	66.04	68.58	71.12	73.66	76.20	78.74	81.28	83.82	86.36	88.90	91.44
N	38	39	40									
A	97.02	99.56	102.10									
B	93.98	96.52	99.06									

REVISION HISTORY

rev.	description	date
1.0	initial release	03/04/2026

The revision history provided is for informational purposes only and is believed to be accurate.

same sky

Same Sky offers a one (1) year limited warranty. Complete warranty information is listed on our website.

Same Sky reserves the right to make changes to the product at any time without notice. Information provided by Same Sky is believed to be accurate and reliable. However, no responsibility is assumed by Same Sky for its use, nor for any infringements of patents or other rights of third parties which may result from its use.

Same Sky products are not authorized or warranted for use as critical components in equipment that requires an extremely high level of reliability. A critical component is any component of a life support device or system whose failure to perform can be reasonably expected to cause the failure of the life support device or system, or to affect its safety or effectiveness.

sameskydevices.com