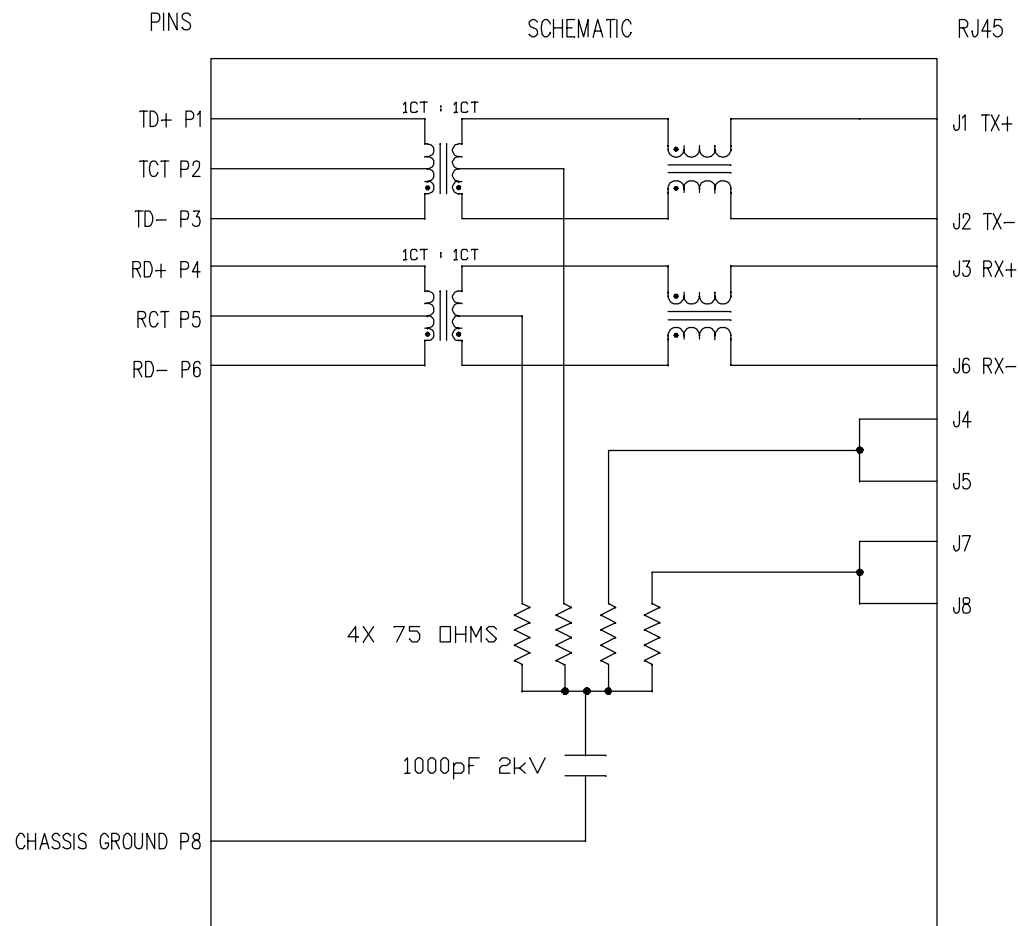




THE INFORMATION CONTAINED HEREIN IS CONSIDERED "PROPRIETARY" TO BEL FUSE INC. AND SHALL NOT BE COPIED, REPRODUCED OR DISCLOSED WITHOUT THE WRITTEN APPROVAL OF BEL FUSE INC.

ELECTRICAL CHARACTERISTICS @ 25°C

- 1.0 TURNS RATIO: (P6-P5-P4) : (J6-J3) : 1CT : 1CT ± 3%
(P3-P2-P1) : (J2-J1) : 1CT : 1CT ± 3%
 - 2.0 INDUCTANCE: (P6-P4) : 350uH MIN. @ 0.1V, 100KHz, 8mA DC Bias
(P3-P1) : 350uH MIN. @ 0.1V, 100KHz, 8mA DC Bias
 - 3.0 LEAKAGE INDUCTANCE: P6-P4 (WITH J6 AND J3 SHORT) : 0.3uH MAX. @ 1MHz
P3-P1 (WITH J2 AND J1 SHORT) : 0.3uH MAX. @ 1MHz
 - 4.0 INTERWINDING CAPACITANCE: (P6,P5,P4) TO (J6,J3) : 30pF MAX. @ 1MHz
(P3,P2,P1) TO (J2,J1) : 30pF MAX. @ 1MHz
 - 5.0 DC RESISTANCE: (J6-J3)=(J2-J1) : 1.2 ohms Max.
 - 6.0 RETURN LOSS: (P6-P4)=100 OHMS AND (P1-P3)=100 OHM REF.
1MHz TO 30MHz : 18dB MIN.
60MHz TO 80MHz : 12dB MIN.
NOTE: 100 OHMS CONNECTED TO (J2-J1) OR (J6-J3).
 - 7.0 VOLTAGE WITHSTAND: (J1, J2) TO (P1, P3) : 1500 Vrms
(J3, J6) TO (P4, P6) : 1500 Vrms
 - 8.0 INSERTION LOSS: RS=RL=100 ohms
100KHz TO 100MHz : 1.1 dB TYP
 - 9.0 RISE TIME: RS=100 OHMS AND RL = 100 OHMS
OUTPUT VOLTAGE = 1 V peak : 3.0 nS MAX
PULSE WIDTH= 112nS : 3.0 nS MAX
 - 10.0 CROSS TALK: 1MHz TO 100MHz : 40 dB TYP
 - 11.0 COMMON TO COMMON MODE ATTENUATION:
30MHz TO 100MHz : 35dB TYP
- OPERATING TEMPERATURE RANGE: 0°C TO +70°C



NOTES: 1.0 PINS WITHOUT ELECTRICAL CONNECTION ARE OMITTED.

REV. : C PAGE : 2

ORIGINATED BY
CHOW WANCHUNG
DATE 2018-12-03
DRAWN BY
XIE YIMING
DATE 2018-12-03

TITLE
MagJack®
10/100BT
VERTICAL, SHIELDED

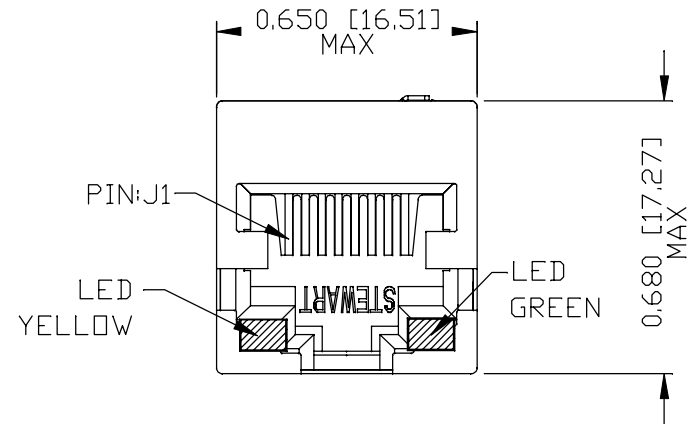
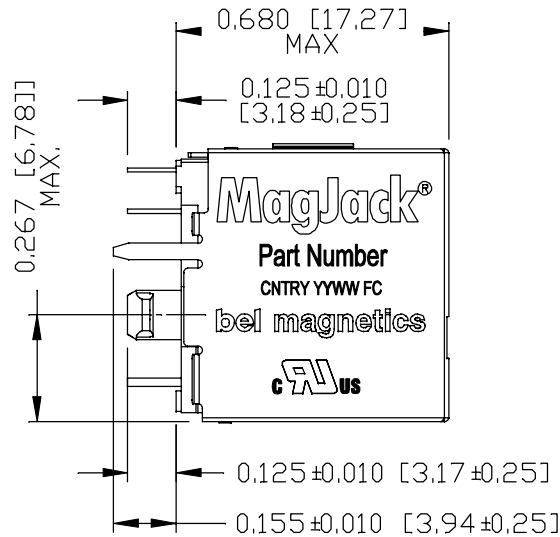
PART NO. / DRAWING NO.
SI-46001-F
FILE NAME
SI-46001-F_C.DWG

STANDARD DIM. [] METRIC DIM.
TOL. IN INCH AS REF.
.X UNIT : INCH [mm]
.XX SCALE : N/A
.XXX SIZE : A4





THE INFORMATION CONTAINED HEREIN IS CONSIDERED "PROPRIETARY" TO BEL FUSE INC. AND SHALL NOT BE COPIED, REPRODUCED OR DISCLOSED WITHOUT THE WRITTEN APPROVAL OF BEL FUSE INC.



NOTES:

- CONNECTOR MATERIALS:
HOUSING: THERMOPLASTIC UL94 V-0
CONTACT/SHIELD: COPPER ALLOY
SHIELD PLATING: NICKEL OR TIN
CONTACT PLATING: SELECTIVE GOLD,
50 MICRO-INCHES MIN. IN CONTACT AREA.
- PIN NOT ELECTRICALLY CONNECTED MAYBE OMITTED.
SEE ELECTRICAL DRAWING FOR OMITTED PINS.
- TOLERANCES COMPLY WITH F.C.C. DIMENSION REQUIREMENTS.
- ALL TOLERANCES NOT OTHERWISE SPECIFIED TO BE ±0.005 [0.13].
- THE PRODUCT IS ROHS COMPLIANT.
cRus UL RECOGNIZED - FILE #E474585.
- THE PART IS RECOMMENDED FOR WAVE SOLDERING.
THE SUGGESTED PEAK WAVE SOLDERING CONDITION IS 260°C MAX AND 10 SECONDS MAX.

REV. :	C	PAGE :	3
--------	---	--------	---

ORIGINATED BY SANDY LIN DATE 2018-12-03	TITLE MagJack® 10/100BT VERTICAL, SHIELDED	PART NO. / DRAWING NO. SI-46001-F		STANDARD DIM. TOL. IN INCH	[] METRIC DIM. AS REF.
		FILE NAME SI-46001-F_C.DWG		.X	UNIT : INCH [mm]
				.XX	SCALE : N/A
				.XXX	±0.005



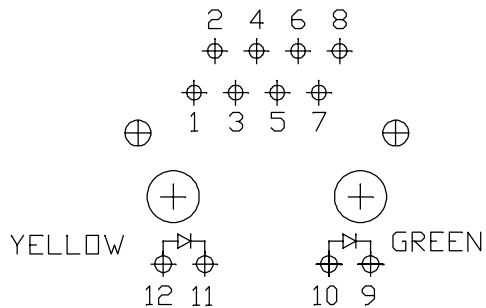


THE INFORMATION CONTAINED HEREIN IS CONSIDERED "PROPRIETARY" TO BEL FUSE INC. AND SHALL NOT BE COPIED, REPRODUCED OR DISCLOSED WITHOUT THE WRITTEN APPROVAL OF BEL FUSE INC.

LED SPECIFICATION

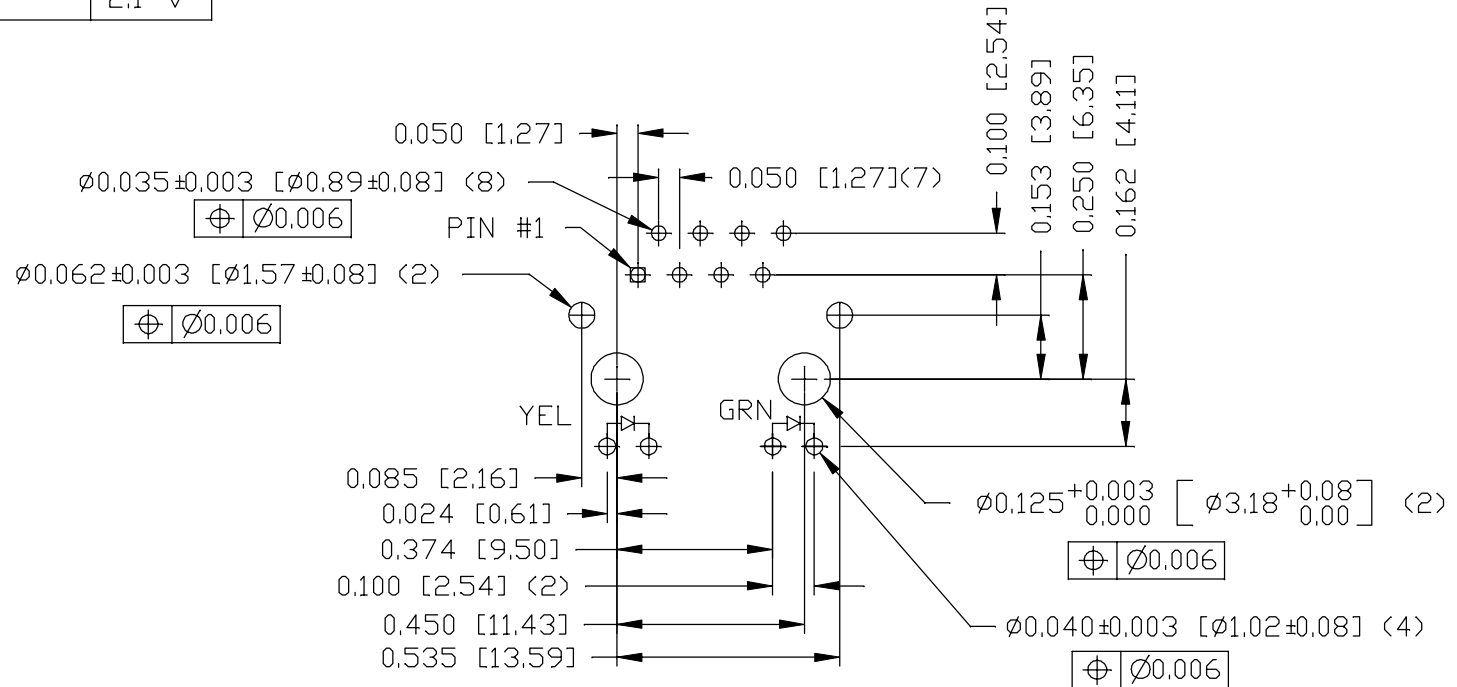
LED COLOR	WAVELENGTH	FORWARD V (MAX)	*(TYP)
GREEN	565 nm	2.5 V	2.2 V
YELLOW	590 nm	2.5 V	2.1 V

*WITH A FORWARD CURRENT OF 20 mA (TYP)



PIN-OUT INFORMATION

(SEEN FROM COMPONENT SIDE)



P.C.B. RECOMMENDED HOLE LAYOUT
SEEN FROM COMPONENT SIDE

ALL CENTERLINE DIMENSIONS ARE BASIC.

REV. : C PAGE : 4

ORIGINATED BY
SANDY LIN
DATE 2018-12-03
DRAWN BY
RUAN WENJUN
DATE 2018-12-03

TITLE
MagJack®
10/100BT
VERTICAL, SHIELDED

PART NO. / DRAWING NO.
SI-46001-F
FILE NAME
SI-46001-F_C.DWG

STANDARD DIM. TOL. IN INCH	[] METRIC DIM. AS REF.
.X	UNIT : INCH [mm]
.XX	SCALE : N/A
.XXX ±0.005	SIZE : A4

