

# DATA SHEET

## CARBON FILM RESISTORS

Professional, Flameproof  
FC0 Series

$\pm 2\%$ ,  $\pm 5\%$

0.4W AND 0.6W


RoHS compliant & Halogen Free



**YAGEO**

Product specification – September 27, 2023 V.1





## APPLICATIONS

- All general purpose applications
- Power applications

## FEATURES

- Wide resistance range
- Miniature & high power rating
- High stability
- Flameproof coating equivalent to UL-94V-0
- RoHS compliant & halogen-free

## ORDERING INFORMATION

Part number of the professional, flameproof carbon film resistor are identified by the series, power rating, tolerance, packing, temperature coefficient, forming and resistance value.

## PART NUMBER

<b>FC0</b>	<b>204</b>	<b>J</b>	<b>T</b>	<b>-</b>	<b>52-</b>	<b>100R</b>
(1)	(2)	(3)	(4)	(5)	(6)	(7)

### (1) SERIES

FC0 Series

### (2) POWER RATING

204 = 0.4W

207 = 0.6W

### (3) TOLERANCE

G =  $\pm 2\%$

J =  $\pm 5\%$

### (4) PACKAGING

R = Reel Pack

B = Bulk

T = Box Pack

### (5) TEMPERATURE COEFFICIENT OF RESISTANCE

- = Based on spec , See page 3 Table 2

### (6) FORMING

26- = 26mm

FT = FT Type Forming

52- = 52.4mm

PN = PANAsert

M = M-Type Forming

AV = AVIsert

MT = MT Type Forming

### (7) RESISTANCE VALUE

E24 Series

Example:

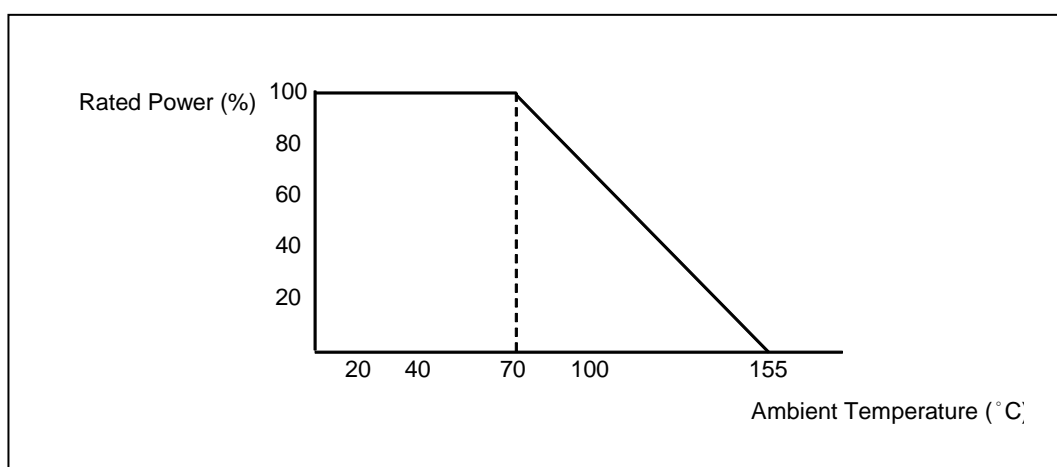
100R = 100 $\Omega$ , 10K = 10,000 $\Omega$ , 1M = 1,000,000 $\Omega$

**DIMENSIONS**

Unit: mm



Miniature	L	ψD	H	ψd
FC0204	$3.4 \pm 0.3$	$1.9 \pm 0.2$	$28 \pm 2.0$	$0.45 \pm 0.05$
FC0207	$6.3 \pm 0.5$	$2.4 \pm 0.2$	$28 \pm 2.0$	$0.55 \pm 0.05$

**DERATING CURVE****ELECTRICAL CHARACTERISTICS****TABLE 1**

CHARACTERISTICS	FC0204	FC0207
Power Rating at 70 °C	0.4W	0.6W
Maximum Working Voltage	200V	300V
Maximum Overload Voltage	400V	600V
Voltage Proof on Insulation	300V	500V
Resistance Range	1Ω ~10M for E24 series value	
Operating Temp. Range	- 55°C to +155°C	
Temperature Coefficient	See table 2	

Note: For resistance value out of above range is by request.

**TABLE 2 TEMPERATURE COEFFICIENT**

TYPE	Temp. Coefficient ppm/°C		
	Under 100KΩ	100K ~ 1MΩ	1M ~ 10MΩ
FC0204 FC0207	-500 ~ +300	-700~0	-1500~0

**TEST AND REQUIRMENTS**

TEST	TEST METHOD	PROCEDURE	APPRAISE
Short Time Overload	IEC 60115-1 4.13	2.5 times RCWV for 5 sec.(Not more than maximum overload voltage)	±0.75%+0.05Ω
Voltage Proof on Insulation	IEC 60115-1 4.7	In V-Block for 60 sec. test voltage as above table	No Breakdown
Temperature Coefficient	IEC 60115-1 4.8	Between -55°C to +155°C	By Type
Insulation Resistance	IEC 60115-1 4.6	In V-Block for 60 sec.	>1,000MΩ
Solderability	IEC 60115-1 4.17	245±5°C for 3±0.5 Sec.	95% Min. coverage
Solvent Resistance of Marking	IEC 60115-1 4.30	IPA for 5±0.5 Min. with ultrasonic	No deterioration of coatings and markings
Robustness of Terminations	IEC 60115-1 4.16	Direct load for 10 Sec. in the direction of the terminal leads	≥2.5Kg(24.5N)
Periodic-pulse Overload	IEC 60115-1 4.39	4 times RCWV(or Umax., whichever less) 10,000 cycles (1 Sec. on, 25 Sec.off)	±1.0%+0.05Ω
Damp Heat Steady State	IEC 60115-1 4.24	40±2°C,90-95% RH for 56 days, loaded with 0.1 times RCWV(or Umax., whichever less)	±3.0%+0.05Ω
Endurance at 70°C	IEC 60115-1 4.25	70±2°C at RCWV(or Umax., whichever less) for 1,000 Hr.(1.5 Hr.on,0.5 Hr. off)	±3.0%+0.05Ω
Temperature Cycling	IEC 60115-1 4.19	-55°C → Room Temp. → +155°C → Room Temp.(5 cycles)	±1.0%+0.05Ω
Resistance to Soldering Heat	IEC 60115-1 4.18	260±3°C for 10±1 Sec., immersed to a point 3±0.5mm from the body	±1.0%+0.05Ω
Accidental Overload Test	IEC 60115-1 4.26	4 times RCWV(or Umax., whichever less) for 1 Min.	No evidence of flaming or arcing

Note:

### RCWV (Rated Continuous Working Voltage ):

The DC or AC (rms) continuous working voltage corresponding to the rated power is determined by the following formula:

$$V = \sqrt{P \times R}$$

or max. working voltage whichever is less

Where

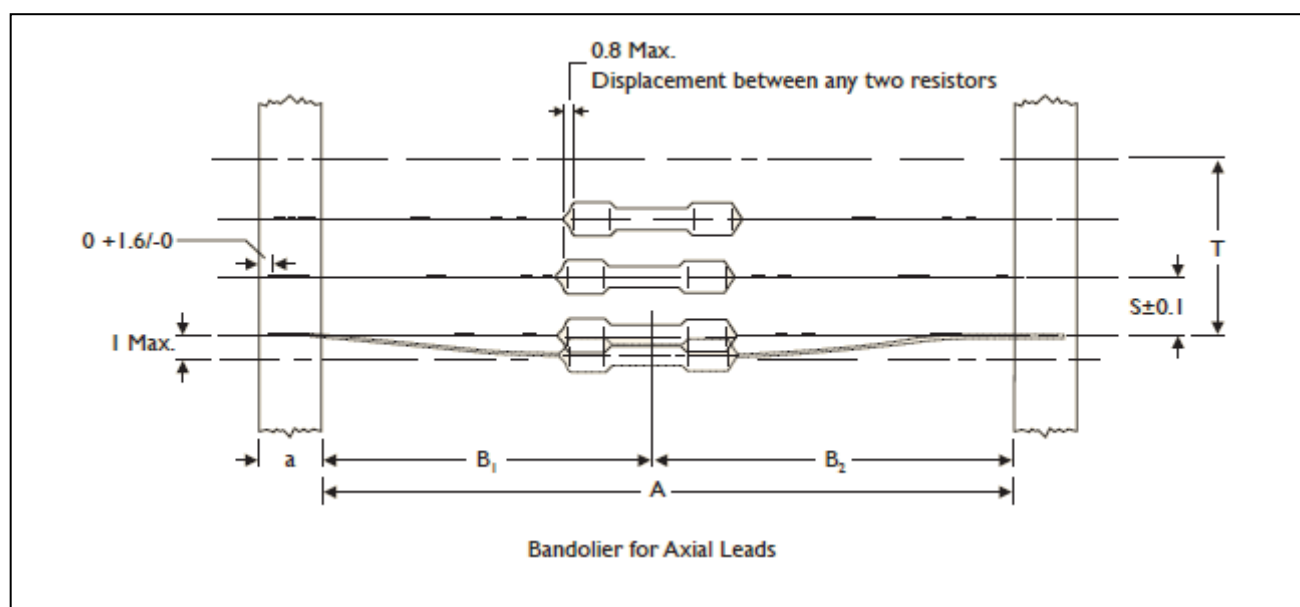
V=Continuous rated DC or

AC (rms) working voltage (V)

P=Rated power (W)

R=Resistance value ( $\Omega$ )

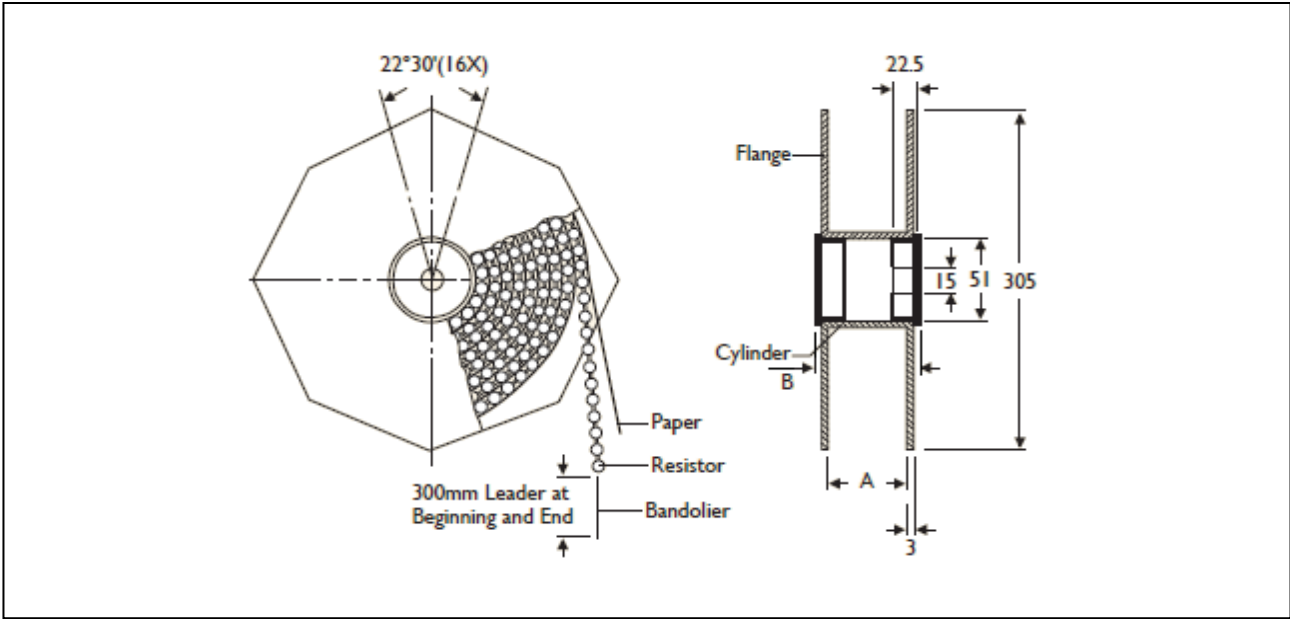
### AXIAL / REEL TAPE SPECIFICATION



Unit: mm

Miniature	a	A	B1-B2 (Max.)	S (spacing)	T (max. deviation of spacing)
FC0204	6 ± 0.5	52.4 ± 1.5	1.2	5	1 mm per 10 spacing, 0.5 mm per 5 spacing
		26.0 ± 1.5	1		
FC0207	6 ± 0.5	52.4 ± 1.5	1.2	5	
		26.0 ± 1.5	1		

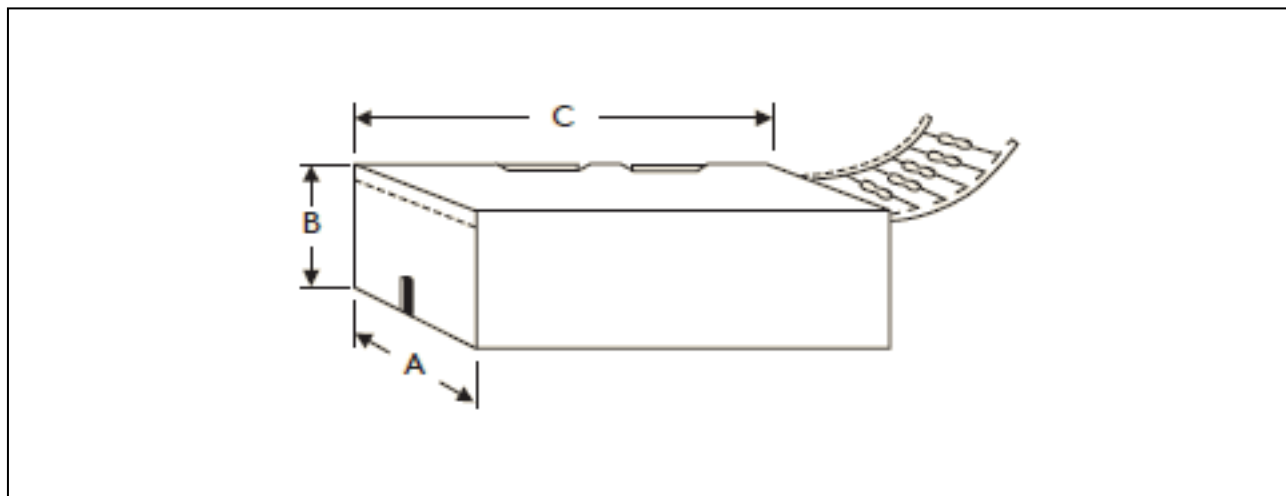
TAPE ON REEL PACKING



TYPE Unit: mm/piece

Miniature	Across Flange(A)	B	Quantity Per Reel
FC0204	66.5	75.5	5,000
FC0207	66.5	75.5	5,000

## TAPE ON BOX PACKING



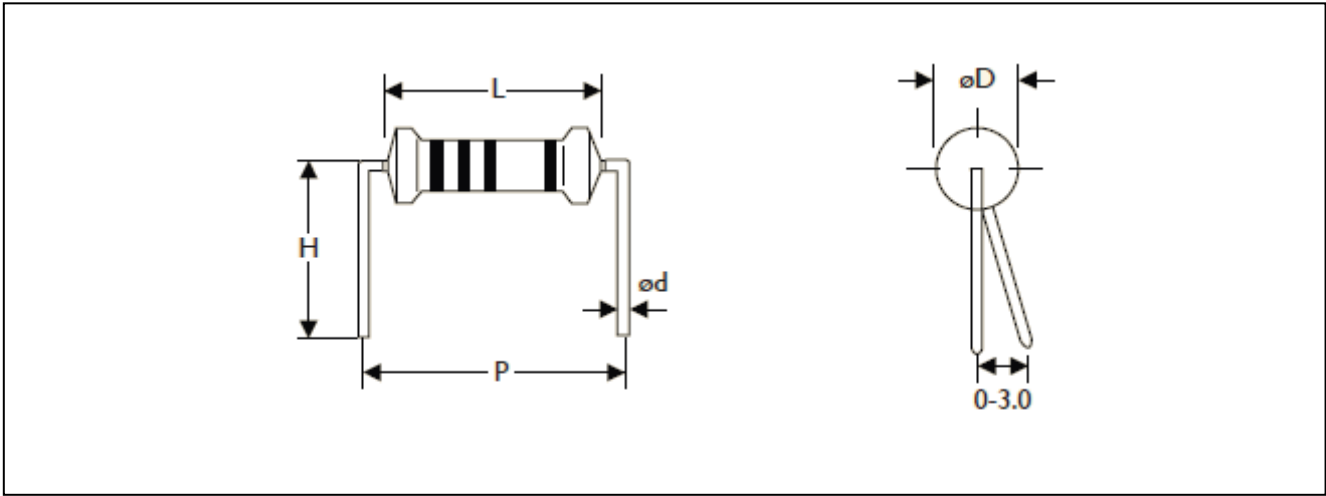
TYPE	DIMENSIONS			Unit: mm/piece
Miniature	A	B	C	Quantity Per Box
FC0204	48	102	255	5,000
FC0204	81	70	260	5,000
FC0207	48	102	255	5,000
FC0207	81	104	260	5,000

## BULK PACKING

Miniature	Piece/Per Inner Box	Bag/Per Inner Box	Piece Per Bag
FC0204	10,000	10	1,000
FC0207	10,000	10	1,000

FORMING

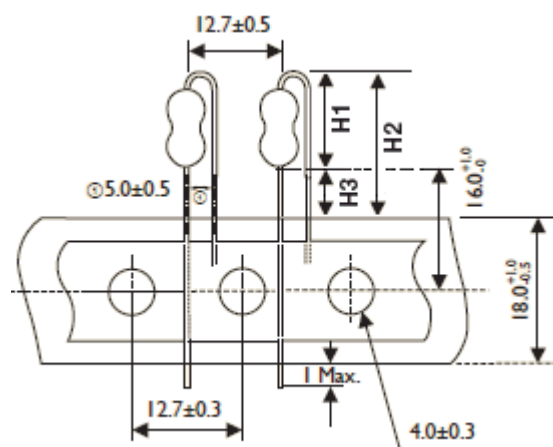
M TYPE



TYPE	DIMENSIONS					Unit: mm
Miniature	L	ψD	ψd	P	H	
FC0204	3.4± 0.3	1.9 ± 0.2	0.45 ± 0.05	6.0 ± 1	10.0 ±1	
FC0207	6.3 ± 0.5	2.4 ± 0.2	0.55 ± 0.05	10.0 ± 1	10.0 ± 1	



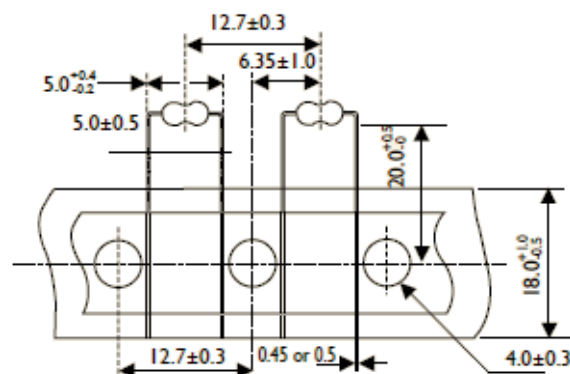
## FT TYPE (Taping Pack)



TYPE	DIMENSIONS			Unit: mm
Miniature	H1 Max.	H2 Max.	H3 Max.	
FC0207	10	18.5	8.5	

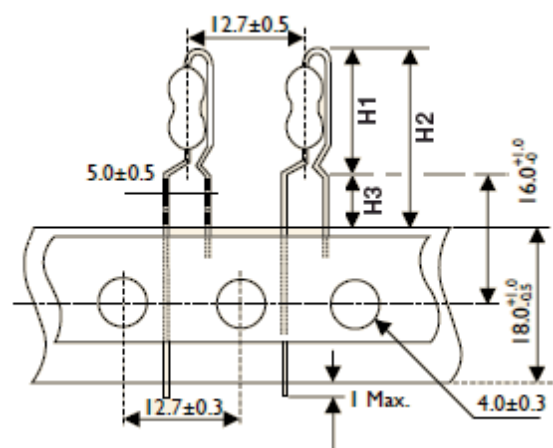
## MT TYPE (Taping Pack)

Rated Watts : 0.4W

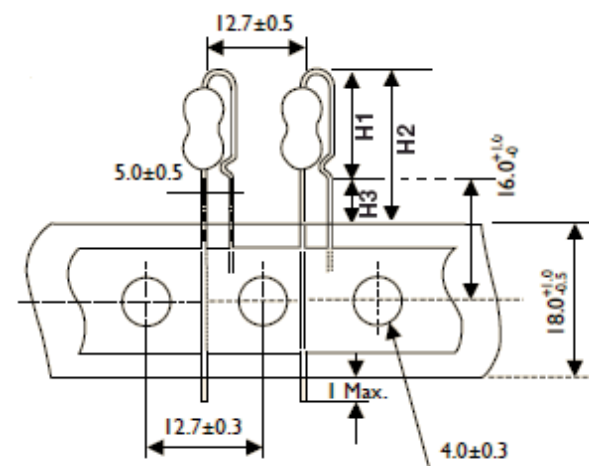


## AV TYPE (Taping Pack)

## PN TYPE (Taping Pack)



TYPE	DIMENSIONS			Unit: mm
Miniature	H1 Max.	H2 Max.	H3 Max.	
FC0207	13	21.5	8.5	



TYPE	DIMENSIONS			Unit: mm
Miniature	H1 Max.	H2 Max.	H3 Max.	
FC0207	11.5	20	8.5	

### MARKING



COLOR	1st BAND	2nd BAND	3rd BAND	MULTIPLIER	TOLERANCE
BLACK	0	0	0	1Ω	
BROWN	1	1	1	10Ω	
RED	2	2	2	100Ω	± 2% ( G )
ORANGE	3	3	3	1KΩ	
YELLOW	4	4	4	10KΩ	
GREEN	5	5	5	100K	
BLUE	6	6	6	1MΩ	
VIOLET	7	7	7	10MΩ	
GREY	8	8	8	0.001Ω	
WHITE	9	9	9	0.0001Ω	
GOLD				0.1Ω	± 5 % ( J )
SILVER				0.01Ω	

**REVISION HISTORY**

REVISION	DATE	CHANGE NOTIFICATION	DESCRIPTION
Version 1	Aug.31, 2023	-	- Updated legal disclaimer
Version 0	Aug.2, 2021	-	- First issue of this specification

*“ Yageo reserves all the rights for revising the content of this datasheet without further notification, as long as the products itse lf are unchanged. Any product change will be announced by PCN.”*

## **LEGAL DISCLAIMER**

YAGEO, its distributors and agents (collectively, "YAGEO"), hereby disclaims any and all liabilities for any errors, inaccuracies or incompleteness contained in any product related information, including but not limited to product specifications, datasheets, pictures and/or graphics. YAGEO may make changes, modifications and/or improvements to product related information at any time and without notice.

YAGEO makes no representation, warranty, and/or guarantee about the fitness of its products for any particular purpose or the continuing production of any of its products. To the maximum extent permitted by law, YAGEO disclaims (i) any and all liability arising out of the application or use of any YAGEO product, (ii) any and all liability, including without limitation special, consequential or incidental damages, and (iii) any and all implied warranties, including warranties of fitness for a particular purpose, non-infringement and merchantability.

YAGEO products are designed for general purpose applications under normal operation and usage conditions. Please contact YAGEO for the applications listed below which require especially high reliability for the prevention of defects which might directly cause damage to the third party's life, body or property: Aerospace equipment (artificial satellite, rocket, etc.), Atomic energy-related equipment, Aviation equipment, Disaster prevention equipment, crime prevention equipment, Electric heating apparatus, burning equipment, Highly public information network equipment, data-processing equipment, Medical devices, Military equipment, Power generation control equipment, Safety equipment, Traffic signal equipment, Transportation equipment and Undersea equipment, or for any other application or use in which the failure of YAGEO products could result in personal injury or death, or serious property damage. Particularly **YAGEO Corporation and its affiliates do not recommend the use of commercial or automotive grade products for high reliability applications or manned space flight.**

Information provided here is intended to indicate product specifications only. YAGEO reserves all the rights for revising this content without further notification, as long as products are unchanged. Any product change will be announced by PCN.