




Passive Components > Resistors > Through-Hole Resistors



Resistor Type: Precision Resistor

Element Type: Thin Film

Power Rating: .25 W

Resistance Class: 1k Ω - 1M Ω

Resistance Value: 240K Ω

Features

Product Type Features

| | |
|---------------|--------------------|
| Resistor Type | Precision Resistor |
| Element Type | Thin Film |

Configuration Features

| | |
|---------------------|---|
| Number of Resistors | 1 |
|---------------------|---|

Electrical Characteristics

| | |
|-----------------------------|---------------------------|
| Operating Voltage | 350 V |
| Power Rating | .25 W |
| Resistance Class | 1k Ω - 1M Ω |
| Resistance Value | 240K Ω |
| Passive Component Tolerance | 1 % |

Body Features

| | |
|-----------|--------------|
| Lead Type | Axial-Leaded |
|-----------|--------------|

Termination Features

| | |
|--------------------------------|--------|
| Termination Area Base Material | Copper |
| Number of Terminations | 2 |

Dimensions

| | |
|------------------------------|--------------|
| Passive Component Dimensions | 7.2 x 2.5 mm |
|------------------------------|--------------|



Usage Conditions

| | |
|-----------------------------|-----------------------------------|
| Operating Temperature Range | -55 - 155 $^{\circ}\text{C}$ |
| Temperature Coefficient | ± 100 ppm/ $^{\circ}\text{C}$ |

Packaging Features

| | |
|------------------|-------------|
| Packaging Method | Bandoliered |
|------------------|-------------|

Product Compliance

For compliance documentation, visit the product page on [TE.com](#)>

| | |
|---|---|
| EU RoHS Directive 2011/65/EU | Compliant |
| EU ELV Directive 2000/53/EC | Compliant |
| China RoHS 2 Directive MIIT Order No 32, 2016 | No Restricted Materials Above Threshold |
| EU REACH Regulation (EC) No. 1907/2006 | Current ECHA Candidate List: JAN 2024 (240) Candidate List Declared Against: JUN 2016 (169) SVHC > Threshold: Not Yet Reviewed |
| Halogen Content | Not Yet Reviewed for halogen content |
| Solder Process Capability | Wave solder capable to 265 $^{\circ}\text{C}$ |

Product Compliance Disclaimer

This information is provided based on reasonable inquiry of our suppliers and represents our current actual knowledge based on the information they provided. This information is subject to change. The part numbers that TE has identified as EU RoHS compliant have a maximum concentration of 0.1% by weight in homogenous materials for lead, hexavalent chromium, mercury, PBB, PBDE, DBP, BBP, DEHP, DIBP, and 0.01% for cadmium, or qualify for an exemption to these limits as defined in the Annexes of Directive 2011/65/EU (RoHS2). Finished electrical and electronic equipment products will be CE marked as required by Directive 2011/65/EU. Components may not be CE marked. Additionally, the part numbers that TE has identified as EU ELV compliant have a maximum concentration of 0.1% by weight in homogenous materials for lead, hexavalent chromium, and mercury, and 0.01% for cadmium, or qualify for an exemption to these limits as defined in the Annexes of Directive 2000/53/EC (ELV). Regarding the REACH Regulations, TE's information on SVHC in articles for this part number is still based on the European Chemical Agency (ECHA) 'Guidance on requirements for substances in articles'(Version: 2, April 2011), applying the 0.1% weight on weight concentration threshold at the finished product level. TE is aware of the European Court of Justice ruling of September 10th, 2015 also known as O5A (Once An Article Always An Article) stating that, in case of 'complex object', the threshold for a SVHC must be applied to both the product as a whole and simultaneously to each of the articles forming part of its composition. TE has evaluated this ruling based on the new ECHA "Guidance on requirements for substances in articles" (June 2017, version 4.0) and will be updating its statements accordingly.

Compatible Parts

H8240KFZA


Precision Resistor, Thin Film, .25 W, 240K Ω , 1 %, ± 100 ppm/ $^{\circ}\text{C}$, Axial-Leaded, Copper Termination, 7.2 x 2.5 mm, Bandoliered, Holsworthy Holco




TE Part # 9-1879664-1
H8 10K 0.1% 15PPM



TE Part # 1879623-8
H4 1K3 0.1% 5PPM



TE Part # 2-1879622-2
H4P 1M0 1% 50PPM



TE Part # 5-1879642-1
H8 5K0 0.1% 25PPM




TE Part # 1879629-8
H4P 127R 0.5% 5PPM

Also in the Series | [Holsworthy Holco](#)




[Through-Hole Resistors\(6406\)](#)


Customers Also Bought




TE Part # 5-1879625-2
H8 1K3 1% 50PPM




TE Part # 4-1879646-9
H8 11K5 0.5% 50PPM




TE Part # 1879632-4
H8 180K 1% 100PPM




TE Part # 1-1879646-4
H8 2K15 0.5% 50PPM




TE Part # 7-1879645-2
H8 301R 0.5% 50PPM



TE Part # 1-1879626-4
H8 470K 1% 50PPM



TE Part # 2-1879625-2
H8 75R 1% 50PPM



TE Part # 7-1879625-1
H8 8K2 1% 50PPM



Documents

CAD Files

3D PDF

3D

Customer View Model

ENG_CVM_CVM_1879632-7_BA.2d_dxf.zip

English

Customer View Model

ENG_CVM_CVM_1879632-7_BA.3d_igs.zip

English

Customer View Model

ENG_CVM_CVM_1879632-7_BA.3d_stp.zip

English

By downloading the CAD file I accept and agree to the [Terms and Conditions](#) of use.

Datasheets & Catalog Pages

1309350_PASSIVE_COMPONENT

English

Axial Leaded Precision Resistors - Type HOLCO Series

English

8-1773459-4_POWER_FILTERING_AND_RESISTIVE_SOLUTIONS_FOR_ELEVATORS_AND_ESCALATORS

English